

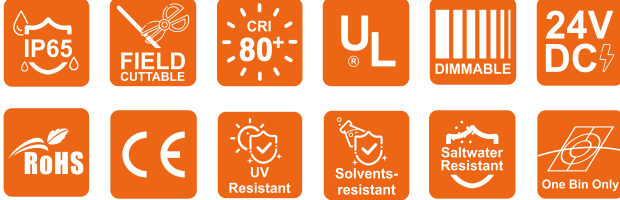
# SAUNA TAPE IP65

IP65 Sauna Rated · Great Heat Dissipation

# Beamever

## Features

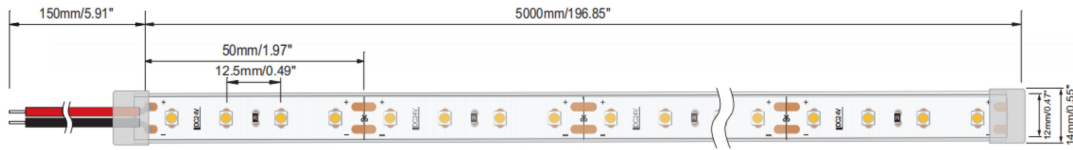
- Field cuttable & joinable
- Channel-free, easy to mount onto surface
- Slim and elegant, ideal for cove lighting applications
- 3M tape on the back, easy to set up
- Available in a variety of CCT color options
- 2-5 years warranty



Fixture type	
Project name	
Project phase	
Date	



## Dimension



## Physical

PCB Width	0.39" (10mm)
Cutting Interval	1.97" (50mm)
LED Size	3030
LED Quantity	24 LEDs/ft (80 LEDs/m)
Housing Material	Dow Corning
Adhesive Type	Yellow 3M tape
Feed Entry	Front
Feed Length	Standard length 3.28'
Storage Temperature	-25°C (-13°F) to 100°C (212°F)
Max Production Length	16.4ft (5m)

Lumen/ft	1.46W	2.93W
■ 2700K	238	477
■ 3000K	253	506
■ 4000K	260	521
■ 5000K	260	521
■ 6500K	260	521
Max. Run Length(ft)	16.4	16.4

## Performance & Electrical

Voltage	24VDC (23.5Vmin, 24.5Vmax)
Efficacy (lm/W)	178lm/W @4000K 1.46W
CRI	Ra80
IP Rating	IP65
Resistance	UV, solvent, saltwater, flame
Dimming	Triac, ELV, PWM, 0-10V, DMX, SPI
Control Protocol	N/A
Warranty	2-5 years( refer to note below)

## Certification & Safety

Certifications	UL
Environment	Dry or damp locations

## Warranty Note

1.46W/ft	Room temperature ≤ 85°C=5 years
	Room temperature ≤ 100°C=3 years
2.93W/ft	Room temperature ≤ 85°C=3 years
	Room temperature ≤ 100°C=2 years

# SAUNA TAPE IP65

IP65 Sauna Rated · Great Heat Dissipation



## Order Code

Series	Temp./Color	Length (ft)	Power	Connector Wire	IP Rating
ST	27=2700K 30=3000K 40=4000K 50=5000K 65=6500K	Min. - 1.97" Max. - 16.4' Cut Inc. - 1.97"	146=1.46W 293=2.93W	OW=Open wire 3.28'	IP65

Example: ST-30-11'-146-OW-IP65

\* Customizable—Contact Beamever representatives

## Channels

Code	Description
BE2002	3.28ft straight aluminium channel, surface mounting

\* For more options, please refer to "Beamever Profile Spec Sheet"

## Accessories (Optional)

Code	Description
ST-SCE-C	Silicone closed end cap

\* Please refer to "Accessories options" for more available models.

## Power supplies

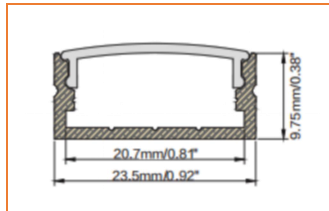
Code	Description
CVN96L24DC	Non-dimmable, 120-277VAC, 24V, 96W, IP66
E96L24DC	Phase dimmable, 120VAC, 24V, 96W, IP66

\* Please refer to "Power supplies options" and "Controller options" for more available models.

## Note

\* Leave your comments or other customized demands (if any) and contact Beamever.

## Mounting Options



\* Standard length is 3.28'/pcs.

Name	Straight aluminum channel
Code	BE2002
Material	Alluminum
Mounting style	Surface mounted
Length	3.28' (1m)
Width	0.92" (23.5mm)
Height	0.38" (9.75mm)
Internal width	0.81" (20.7mm)



\* Recommend use 1 mounting clip for 1' of tape light.

Name	Mounting clip
Code	SAUNA-CL
Mounting style	Surface mounted


# SAUNA TAPE IP65

IP65 Sauna Rated · Great Heat Dissipation




## Power Supplies Options



### Indoor | Non Dimmable | LISTED Enclosure with Junction Box

Picture	Code	Max Load	Input	Output	Dimming	Class 2	Environment	Size
	EZJS-N-192-24DC	96Wx2 (192W)	120-277VAC	24VDC	Non-Dim	Yes	Dry	10.94" x 11.85" x 2.30" (L x W x H)


### Indoor | 0-10V Dimmable | LISTED Enclosure with Junction Box

Picture	Code	Max Load	Input	Output	Dimming	Class 2	Environment	Size
	EZJS-D-192-24DC	96Wx2 (192W)	120-277VAC	24VDC	0-10V	Yes	Dry	10.94" x 11.85" x 2.30" (L x W x H)


### Indoor | Phase Dimmable | LISTED Enclosure with Junction Box

Picture	Code	Max Load	Input	Output	Dimming	Class 2	Environment	Size
	E96L24DC	96W	120VAC	24VDC	Phase	Yes	Dry/Damp/NEMA 3R	6.77" x 2.67" x 1.30" (L x W x H)
	EZJ288L24DC	96Wx3 (288W)	120VAC	24VDC	Phase	Yes	Dry	11"x12"x2.13" (L x W x H)

### Indoor / Outdoor | Non dimmable | LISTED Enclosure with Junction Box

Picture	Code	Max Load	Input	Output	Dimming	Class 2	Environment	Size
	CVN96L24DC	96W	120-277VAC	24VDC	Non-Dim	Yes	Dry/Damp/IP66	12.1"x2.36"x1.4" (LxWxH)


### Indoor / Outdoor | MLV/ELV/0-10 Dimmable | LISTED Enclosure with Junction Box

Picture	Code	Max Load	Input	Output	Dimming	Class 2	Environment	Size
	VPD96L24DC	96W	120-277VAC	24VDC	Phase Cut Forward & Reverse 0-10	Yes	IP66	12.1"x2.36"x1.4" (LxWxH)



\* Please refer to the spec sheet of each power supply for more detailed information

## DMX Decoders & Controllers Options

### Indoor | RECOGNIZED Enclosure | LTECH Decoders

Picture	Code	Description	Size
	LT-904	4 channels output, Max. 6A current per channel, up to 576W output power	

### Indoor | RECOGNIZED Enclosure | Nicolaudie Controllers

Picture	Code	Description	Size
	GA2	512 DMX channels, 4 touch sensitive buttons (on/off, mode, previous, next)	
	CW4	1024 DMX channels, 6 scene buttons and a color wheel, ideal for hotels, homes and public environments	

# SAUNA TAPE IP65

IP65 Sauna Rated · Great Heat Dissipation

# Beamever

## Accessories Options




Name Silicone closed end cap  
Code ST-SCE-C

Closed silicone end cap for SAUNA TAPE IP65



Name Silicone glue  
Code SG

Net weight: 8g

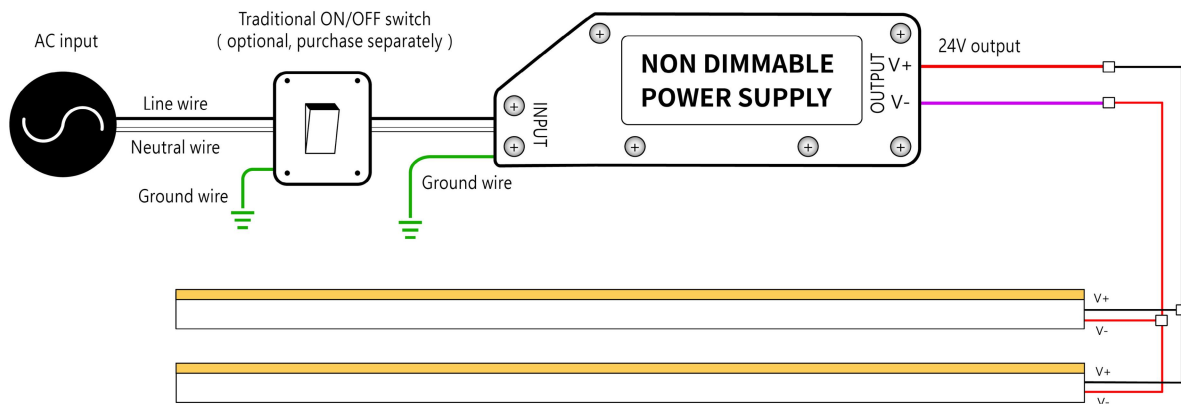


Name VHB 3M adhesive tape  
Code ST-VHB

VHB 3M adhesive back tape, stronger stickiness.

## Wiring Diagram

### Non Dimmable



### Dimmable

