

Project:	
Type:	

KVX SERIES

DMX512 Dimmable LED Driver

Product Features

- Constant Voltage Driver
- Input Voltage: 100-277VAC
- Slightly adjustable output voltage
- Built-in active PFC, PF up to 0.98
- Efficiency: up to 89%
- RDM (Remote Device Management)
- Protection: short circuit/over load/over heat
- Dry/damp/wet locations
- Flicker-free
- Dimming options: DMX512
- 0-100% dimmable
- Read and write DMX512 address or fine-tune output voltage with mobile EasyNFC app or special NFC device.



Class 2

Class P

Product Code

MODEL
KVX-24096-3C-A
CERTIFICATES
FCC UL cUL Class 2

KVX	-	XX	XXX	-	XC	-	X
Series		Voltage	Power		Channel		Enclosure
DMX512 Dimmable		24 -24VDC	096 -96W		3C -3 channels (RGB)		A -Aluminum

Specifications

OUTPUT	
DC Voltage:	24V
Fine-tune DC Voltage Range:	24-26V
Rated Current:	3x1.33A
Rated Power:	96W
Voltage Tolerance:	±0.5V
Voltage Regulation:	±1%
Load Regulation:	±1%

INPUT	
Voltage Range:	100-277VAC
Frequency:	47-63Hz
Power Factor (Typ.) @full load:	≥ 0.98 @230VAC
THD (Typ.) @full load:	≤ 10% (120VAC) ≤ 15% (230VAC)
Efficiency (Typ.) @full load:	89% @230VAC

AC Current (Max.):	1.3A @100VAC
Inrush Current (Typ.):	8.4A 50% 940us @120V 40.4A 50% 370us @230VAC 21.6A 50% 960us @277VAC
Leakage Current:	<0.50mA

PROTECTION

Short Circuit:	Shut down o/p voltage, re-power on to reset after fault condition is removed
Over Loading:	≤120% hiccup mode, recover automatically after fault condition is removed
Over Temperature:	100°C±10°C shut down o/p voltage, automatically recover after cooling

ENVIRONMENT

Working Temp.:	-40~+60°C (-40° to 140°F)
Working Humidity:	20-95% RH, non-condensing
Storage Temp., Humidity:	-40~+80°C (-40° to 176°F), 10-95% RH
Temp. Coefficient:	±0.03%/°C (0-50°C)
Vibration:	10~500Hz, 5G 10min./1 cycle, period for 60min., each along X, Y, Z axis

SAFTY & EMC

Safety Standards:	UL8750 UL1310 (US)
Withstand Voltage:	I/P-O/P:1.5KVAC (US)
Isolation Resistance:	I/P-O/P:100MΩ/500VDC/25°C/70%RH
EMC Emission:	FCC Part 15 B (US) (≥60% loading)

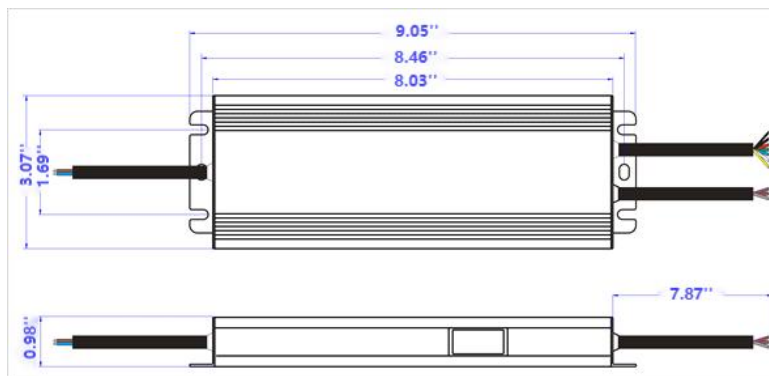
OTHERS

Net. Weight:	1.0 kg
Size:	9.05*3.07*0.98 inch / 230*78*25mm (L*W*H)

Notes:

1. All parameters if NOT specially mentioned are measured at 230VAC input, under rated load and 25°C (77°F) of ambient temperature.

Dimensions

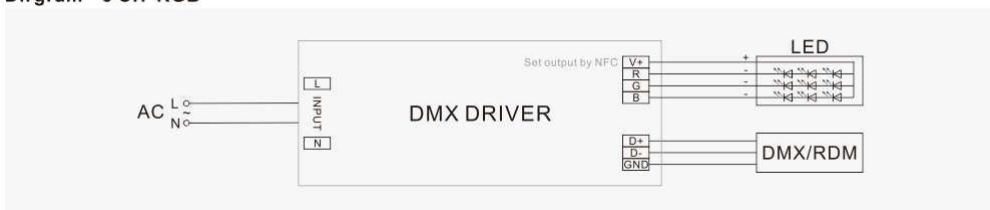


1. The input terminal has a 3-pin wire, brown wire is AC(L), blue wire is AC(N), green wire is GND.
2. The output terminal has a 4-pin wire, black wire is LED+, the other colors are LED-.
3. The dimming terminal has a 3-pin wire, purple wire is Signal+, grey wire is Signal-, brown wire is GND.

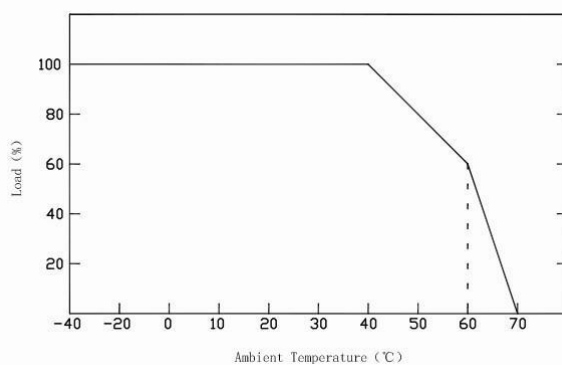
Wiring Diagram

DMX512 Dimming:

Diagram - 3 CH RGB



Derating Curve



*To ensure the driver's long life, please refer to the Derating Curve and derate according to the ambient temperature.

Setting

DMX512 Address Set up

*The default address for KVX DMX driver is 001.

*Address set up device:



RDM



EasyNFC app



NFC Handheld devices

*Address Set up:

①RDM address set up:

Set up the address with RDM device. For detailed operation, please refer to your RDM device instruction manual.

②NFC address set up:

The DMX address of each KVX driver can be read and written by mobile phones with NFC function via Android or iOS EasyNFC app (can be found in Google Play and iOS App Store; apk download: [EasyNFC.apk](#); [EasyNFC set up video](#)), or NFC handheld device (NFC read & write device: NFC-RW) by placing it close to the NFC sensor of the DMX512 KVX driver.

Output Voltage Adjustment

*Fine-tuning output voltage for DMX512 driver.

①The output voltage of each KVX driver can be slightly adjusted by mobile phones with NFC function via Android or iOS EasyNFC app (can be found in Google Play and iOS App Store; apk download: [EasyNFC.apk](#); [EasyNFC set up video](#)), or NFC handheld device (NFC read & write device: NFC-RW) by placing it close to the NFC sensor of the DMX512 KVX driver.

②Adjustable voltage range is distributed into level 1~10, adding 1 level will increase 0.2V. The default output voltage level of KVX driver is 5. If the driver is 24V, you can adjust the output voltage within 24V to 26V freely.

Demonstration

DMX512 address set-up and fine-tuning output voltage with mobile EasyNFC app or NFC handheld device (NFC read & write device: NFC-RW)

Read and Write Address and output voltage by NFC

- No electricity
- No dialing
- Output constant Voltage with slightly adjustable



