

# GRAZE DUAL

Indoor/Outdoor · Dual Bending · Flexible



## Features

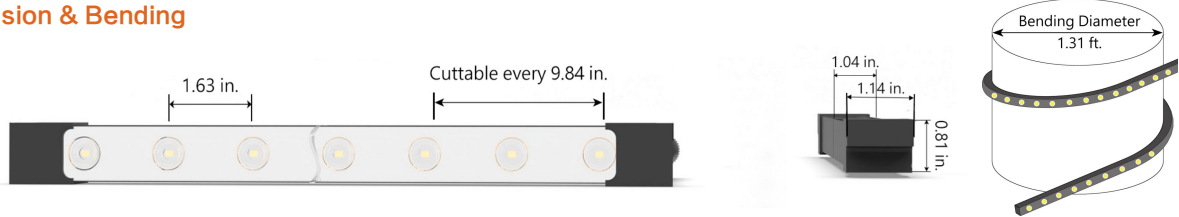
- Low Voltage 24V DC
- Dual bending flexibility different from rigid wallwasher
- Ideal flexibility for creating unique shapes and designs
- High-grade Dow Corning silicone
- IP65 rated, ideal for indoor and outdoor uses
- 5 years warranty



Fixture type	
Project name	
Project phase	
Date	



## Dimension & Bending



## Physical

Dimensions	1.04" x 0.81" (width x height)
Bend Direction	Dual bending
Bend Diameter	1.31' (400mm)
Cutting Interval	9.84" (250mm)
Field Cuttable	No
Housing Material	Dow Corning
Housing Technique	Co-extrusion
Body Color	Grey
Finish	N/A
Feed Entry	Bottom
Feed Length	Standard length 3.28'
End Cap	Injected (Factory made only)
Mounting	Clips or channel (rigid)
Storage Temperature	-40~60°C (-40~140°F)
Ambient Temperature	-40~45°C (-40~113°F)@7.3W
Max. Production Length	16.4ft (5m)

## Performance & Electrical

Voltage	24VDC (23.5Vmin, 24.5Vmax)
Beam Angle	15°, 30°, 50°, 18*20°, 20*35°, 20*55°
MacAdam	3 steps
Efficacy (lm/W)	113lm/W @7.3W
CRI	80
Lumen Maintenance	> 54,000 hours
IP Rating	IP65
Resistance	UV, solvent, saltwater, flame
Dimming	Triac, ELV, PWM, 0-10V, DMX
Control Protocol	N/A
Warranty	5 years

## Certification & Safety

Certifications	UL
Environment	Dry, damp or wet locations

Lumen/ft	7.3W	15°	30°	50°	18*20°	20*35°	20*55°
■ 2700K		690	729	769	521	519	503
■ 3000K		761	767	779	689	851	528
■ 4000K		802	831	746	667	540	892
■ 6500K		611	617	581	742	674	877
Max. Run Length(ft)		16.4	16.4	16.4	16.4	16.4	16.4

# GRAZE DUAL

Indoor/Outdoor · Dual Bending · Flexible



## Order Code

Series	Temp./Color	Beam Angle	Power	Feed Entry	Connector Wire	End Cap	Length (ft)
LNG	27=2700K 30=3000K 40=4000K 65=6500K	15=15° 30=30° 50=50° 1820=18*20° 2035=20*35° 2055=20*55°	730=7.30W	BB=Bottom + Bottom BC=Bottom + Closed	OW=Open wire 3.28' MFC=Male & female connector 0.98'	IJ=Injected end cap (IP65) * End caps are added by default	Min. - 9.84" Max. - 16.4' Cut Inc. - 9.84"

Example: LNG-27-15-730-BB-OW-IJ-11'

\* Customizable—Contact Beamever representatives

## Channels or clips

Code	Description
LNG-SC	3.28ft straight aluminum channel
LNG-AC	Stainless steel adjustable angle clip
LNG-CL	Aluminum clip (recommend 1 clip per foot)

\* For customization, please specify your demands to your Beamever representatives.

## Accessories (Optional, purchase for extra)

Code	Description
MFC-2P-67	Male and female connectors with 11.81" cable, IP67, 2 pin
ETC-2P-67-1M	Extension Male and female connectors with 1m (3.28ft) cable, IP67, 2 pin

\* Please refer to "Accessories options" for more models available.

## Power supplies or controllers

Code	Description
CVN96L24DC	Non-dimmable, 120-277VAC, 24V, 96W, IP66
LT-903	DMX512 decoder, 3 channels
GA2	DMX controller, 512 channels, 99 scenes, 8 ports

\* Please refer to "Power supplies options" and "DMX decoders and controllers options" for more models available.

## Note

\* Leave your comments or other customized demands (if any) and contact Beamever.

## Feed Entry Options

Closed feed entry (C)



Bottom feed entry (B)

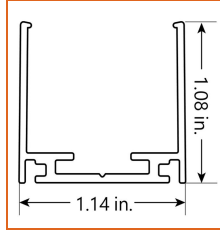
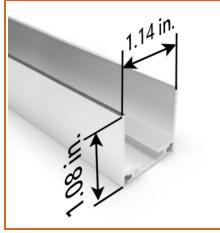


# GRAZE DUAL

Indoor/Outdoor · Dual Bending · Flexible

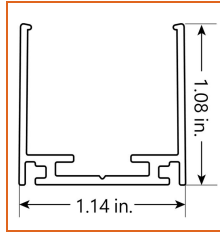



## Mounting Options



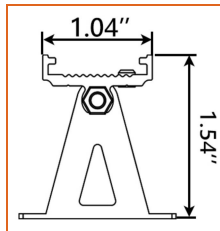
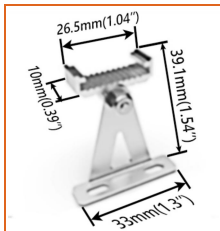
\* Standard length is 3.28'/pcs.

Name	Straight Aluminum channel
Code	LNG-SC
Material	Aluminum
Mounting style	Surface mounted
Length	3.28' (1m)
Width	1.14" (29mm)
Height	1.08" (27.4mm)
Internal width	/



\* Recommend use 1 mounting clip for 1' of neon.

Name	Mounting clip
Code	LNG-CL
Material	Aluminum
Mounting style	Surface mounted
Length	1.18" (30mm)
Width	1.14" (29mm)
Height	1.08" (27.4mm)
Internal Width	/



\* Recommend use 1 mounting clip for 1' of neon.

Name	Adjustable clip
Code	LNG-AC
Material	Stainless steel
Mounting style	Surface mounted
Length	0.39" (10mm)
Width	1.49" (38mm)
Height	1.54" (39.1mm)
Internal Width	/

## Power Supplies Options

Code	Max Load	Input	Output	Dimming	Class 2	Environment	Size
EZJS-N-192-24DC	96Wx2 (192W)	120-277VAC	24VDC	Non-Dim	Yes	Dry	10.94" x 11.85" x 2.30" (L x W x H)
CVN96L24DC	96W	120-277VAC	24VDC	Non-Dim	Yes	Dry/Damp/IP66	12.1"x2.36"x1.4" (LxWxH)
EZJS-D-192-24DC	96Wx2 (192W)	120-277VAC	24VDC	0-10V	Yes	Dry	10.94" x 11.85" x 2.30" (L x W x H)
E96L24DC	96W	120VAC	24VDC	Phase	Yes	Dry/Damp/NEMA 3R	6.77" x 2.67" x 1.30" (L x W x H)
EZJ288L24DC	96Wx3 (288W)	120VAC	24VDC	Phase	Yes	Dry	11"x12"x2.13" (L x W x H)
VPD96L24DC	96W	120-277VAC	24VDC	Phase Cut Forward & Reverse 0-10	Yes	IP66	12.1"x2.36"x1.4" (LxWxH)

\* Please refer to the spec sheet of each power supply for more detailed information

## DMX Decoders & Controllers Options

Type	Code	Description	Environment	Size
DMX Decoders	LT-903	3 channels output, Max. 8A current per channel, up to 576W output power	Indoor	4.8"x 4.3"x1.5" (LxWxH)
Controllers	GA2	512 DMX channels, 4 touch sensitive buttons (on/off, mode, previous, next)	Indoor	3.4"x 4.3"x 0.4" (LxWxH)
Controllers	CW4	1024 DMX channels, 6 SECne buttons and a color wheel, ideal for hotels, homes and public environments	Indoor	5.7"x 4.2"x 0.4" (LxWxH)

# GRAZE DUAL

Indoor/Outdoor · Dual Bending · Flexible



## Accessories Options (Optional, purchase for extra)



Name Male and female connectors

Code MFC-2P-67

Male and female connectors with 11.81" cable, IP67, 2 pin



Name Extension connectors

Code ETC-2P-67-1M

Extension Male and female connectors with 1m (3.28ft) cable, IP67, 2 pin



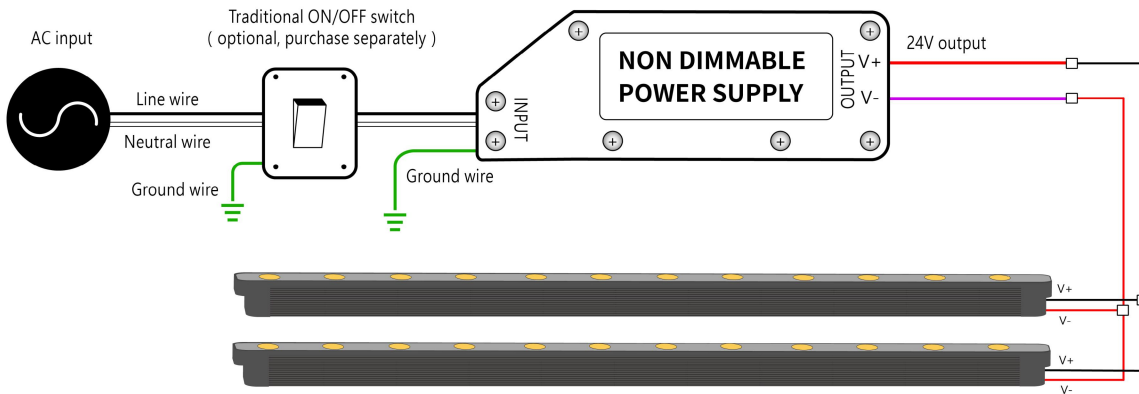
Name Extension connectors

Code ETC-2P-67-5M

Extension Male and female connectors with 5m (16.4ft) cable, IP67, 2 pin

## Wiring Diagram

### Non Dimmable



### Dimmable

